

RELIEF RANGE

POINT®

REGISTERED
DESIGNS

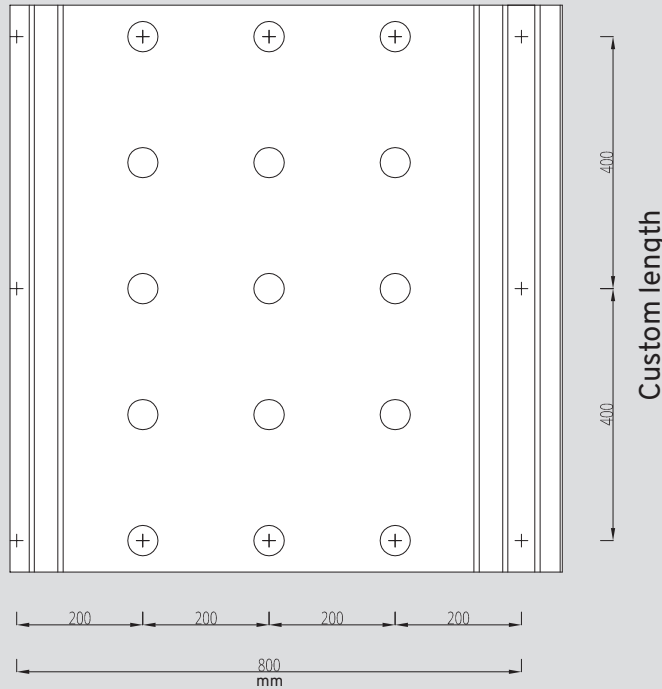
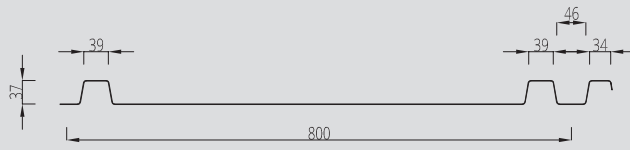
30-YEAR
WARRANTY

FIRE : A1
IMPACT : Q4

TRADITIONAL
INSTALLATION
METHOD

MADE IN FRANCE

DWG, BIM,
SKETCHUP FILES
TO DOWNLOAD
ON OUR WEBSITE



Discover the colors
available in the
**ATELIERS 3S COLOR
CHART**

The RELIEF range panels are non-structural sheets according to NF EN 14782:2006 standard and Professional Recommendations, not intended to receive PPE anchoring devices according to EN 795 standard or lifeline systems.

POINT® 800 PROFILE

| | | |
|-------------------|----------------|-----------------------|
| Steel S280 GD + Z | Thickness (mm) | Standard |
| Polyester 35µ THD | 0.75 | Coil coating EN 10169 |
| Other coating | Upon request | |

| | |
|----------------|----------------|
| Thickness (mm) | Weight (kg/m²) |
| 0.75 | 7.58 |

Panel length : 1300mm/mini 7300mm/maxi

ALLOWABLE LOAD TABLE IN daN/m², BASED ON SPAN LENGTHS

Deflection limit criterion taken into account: 1/200th according to professional recommendations (RAGE) under wind load calculated according to NV65 (in french)

| PRESSURE | | Span | SUCTION | |
|------------|------------|------|------------|------------|
| 2 supports | 3 supports | | 2 supports | 3 supports |
| 0.75 | 0.75 | m | 0.75 | 0.75 |
| 114 | 156 | 2.00 | 86 | 127 |
| 104 | 144 | 2.10 | 77 | 115 |
| 94 | 133 | 2.20 | 69 | 105 |
| 87 | 121 | 2.30 | 59 | 96 |
| 79 | 110 | 2.40 | 52 | 87 |
| 71 | 101 | 2.50 | 45 | 80 |
| 63 | 92 | 2.60 | 40 | 74 |
| 57 | 85 | 2.70 | 35 | 69 |
| 51 | 79 | 2.80 | 31 | 64 |
| | 74 | 2.90 | | 59 |
| | 69 | 3.00 | | 56 |

**BUREAU
VERITAS**

TEST REPORT

N° 2643717/1A

Bending tests according to NF P 34-503 of November 1995

Professional rules for the manufacture and installation of metal cladding of January 1981 - 2nd edition

Seismic validation:
Study report DCC/CLC-12_229_1
from CSTB dated
25/02/2013

RELIEF RANGE

PERSIENNE®

REGISTERED
DESIGNS


30-YEAR
WARRANTY

FIRE : A1
IMPACT : Q4

TRADITIONAL
INSTALLATION
METHOD

MADE IN FRANCE

DWG, BIM,
SKETCHUP FILES
TO DOWNLOAD
ON OUR WEBSITE



Custom length



Discover the colors
available in the
**ATELIERS 3S COLOR
CHART**

The RELIEF range panels are non-structural sheets according to NF EN 14782:2006 standard and Professional Recommendations RAGE Cladding July 2014, not intended to receive PPE anchoring devices according to EN 795 standard or lifeline systems.

PERSIENNE® 800 PROFILE

| | | |
|-------------------|----------------|-----------------------|
| Steel S280 GD + Z | Thickness (mm) | Standard |
| Polyester 35µ THD | 0.75 | Coil coating EN 10169 |
| Other coating | Upon request | |

| | |
|----------------|----------------|
| Thickness (mm) | Weight (kg/m²) |
| 0.75 | 7.58 |

Panel length : 1300 mm/mini 7300 mm/maxi

ALLOWABLE LOAD TABLE IN daN/m², BASED ON SPAN LENGTHS

Deflection limit criterion taken into account : 1/200th according to professional recommendations (RAGE) under wind load calculated according to NV65

| PRESSURE | | Portées d'utilisation m | SUCTION | |
|------------|------------|-------------------------------|------------|------------|
| 2 supports | 3 supports | | 2 supports | 3 supports |
| 0.75 | 0.75 | | 0.75 | 0.75 |
| 114 | 156 | 2.00 | 86 | 127 |
| 104 | 144 | 2.10 | 77 | 115 |
| 94 | 133 | 2.20 | 69 | 105 |
| 87 | 121 | 2.30 | 59 | 96 |
| 79 | 110 | 2.40 | 52 | 87 |
| 71 | 101 | 2.50 | 45 | 80 |
| 63 | 92 | 2.60 | 40 | 74 |
| 57 | 85 | 2.70 | 35 | 69 |
| 51 | 79 | 2.80 | 31 | 64 |
| | 74 | 2.90 | | 59 |
| | 69 | 3.00 | | 56 |

**BUREAU
VERITAS**

TEST REPORT

N° 2643717/1A

Bending tests according to
NF P 34-503 of November
1995

Professional rules for
the manufacture and
installation of metal
cladding of January 1981 -
2nd edition

Seismic validation:
Study report DCC/CLC-
12_229_1
from CSTB dated
25/02/2023

RELIEF RANGE

VEGETAL®

REGISTERED
DESIGNS

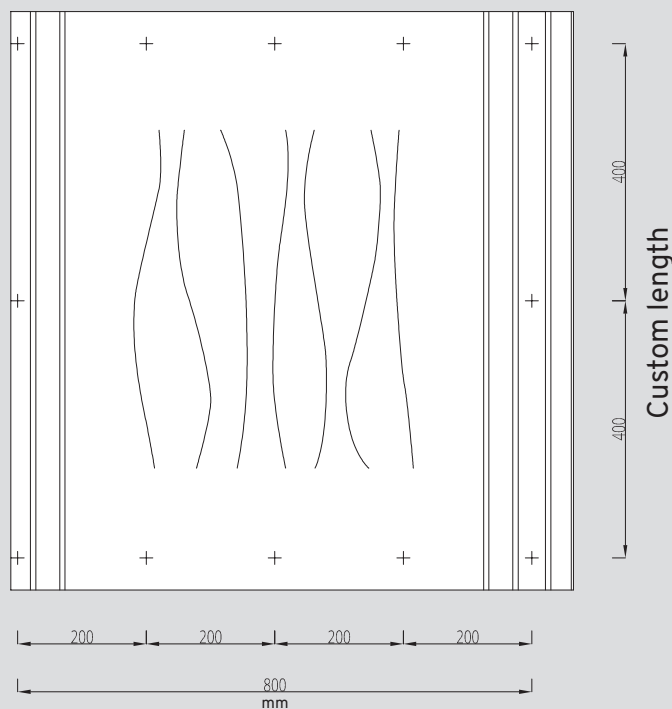
30-YEAR
WARRANTY

FIRE : A1
IMPACT : Q4

TRADITIONAL
INSTALLATION
METHOD

MADE IN FRANCE

DWG, BIM,
SKETCHUP FILES
TO DOWNLOAD
ON OUR WEBSITE



Discover the colors
available in the
**ATELIERS 3S COLOR
CHART**

The RELIEF range panels are non-structural sheets according to NF EN 14782:2006 standard and Professional Recommendations RAGE Cladding July 2014, not intended to receive PPE anchoring devices according to EN 795 standard or lifeline systems.

VEGETAL® 800 PROFILE

| Steel S280 GD + Z | Thickness (mm) | Standard |
|-------------------|----------------|-----------------------|
| Polyester 35µ THD | 0.75 | Coil coating EN 10169 |
| Other coating | Upon request | |

| Thickness (mm) | Weight (kg/m ²) |
|----------------|-----------------------------|
| 0.75 | 7.58 |

Panel length : 1300mm/mini 7300mm/maxi

ALLOWABLE LOAD TABLE IN daN/m², BASED ON SPAN LENGTHS

Deflection limit criterion taken into account: 1/200th according to professional recommendations (RAGE) under wind load calculated according to NV65

| PRESSURE | | Portées d'utilisation m | SUCTION | |
|------------|------------|-------------------------------|------------|------------|
| 2 supports | 3 supports | | 2 supports | 3 supports |
| 0.75 | 0.75 | | 0.75 | 0.75 |
| 114 | 156 | 2.00 | 86 | 127 |
| 104 | 144 | 2.10 | 77 | 115 |
| 94 | 133 | 2.20 | 69 | 105 |
| 87 | 121 | 2.30 | 59 | 96 |
| 79 | 110 | 2.40 | 52 | 87 |
| 71 | 101 | 2.50 | 45 | 80 |
| 63 | 92 | 2.60 | 40 | 74 |
| 57 | 85 | 2.70 | 35 | 69 |
| 51 | 79 | 2.80 | 31 | 64 |
| | 74 | 2.90 | | 59 |
| | 69 | 3.00 | | 56 |

**BUREAU
VERITAS**

TEST REPORT

N° 2643717/1A

Bending tests according to NF P 34-503 of November 1995

Professional rules for the manufacture and installation of metal cladding of January 1981 - 2nd edition

Seismic validation:
Study report DCC/CLC-12_229_1
from CSTB dated
25/02/2023

RELIEF RANGE

ROCHER®



REGISTERED
DESIGNS

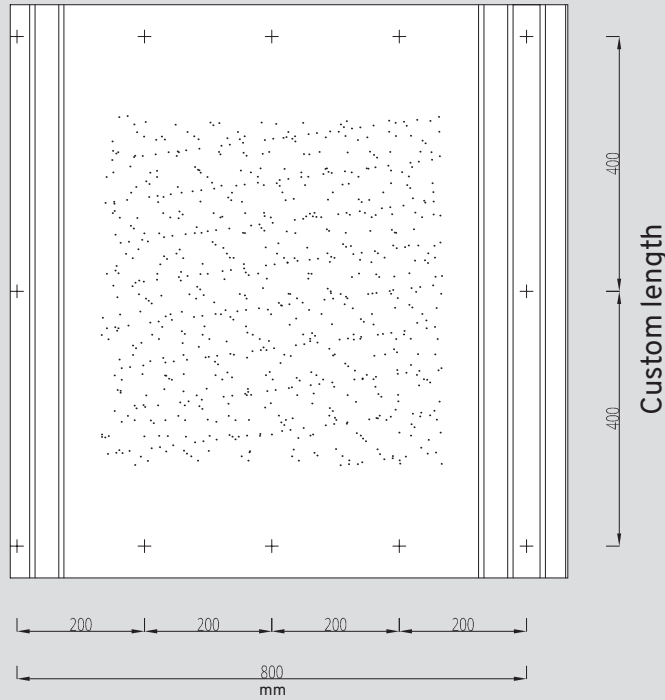
30-YEAR
WARRANTY

FIRE : A1
IMPACT : Q4

TRADITIONAL
INSTALLATION
METHOD

MADE IN FRANCE

DWG, BIM,
SKETCHUP FILES
TO DOWNLOAD
ON OUR WEBSITE



Discover the colors
available in the
**ATELIERS 3S COLOR
CHART**

The RELIEF range panels are non-structural sheets according to NF EN 14782:2006 standard and Professional Recommendations RAGE Cladding July 2014, not intended to receive PPE anchoring devices according to EN 795 standard or lifeline systems.

ROCHER® 800 PROFILE

| Steel S280 GD + Z | Thickness (mm) | Standard |
|-------------------|----------------|-----------------------|
| Polyester 35µ THD | 0.75 | Coil coating EN 10169 |
| Other coating | Upon request | |

| Thickness (mm) | Weight (kg/m ²) |
|----------------|-----------------------------|
| 0.75 | 7.58 |

Panel length : 1300mm/mini 7300mm/maxi

ALLOWABLE LOAD TABLE IN daN/m², BASED ON SPAN LENGTHS

Deflection limit criterion taken into account: 1/200th according to professional recommendations (RAGE) under wind load calculated according to NV65

| PRESSURE PRESSURE | | Portées d'utilisation m | SUCTION | |
|-------------------|------------|-------------------------------|------------|------------|
| 2 supports | 3 supports | | 2 supports | 3 supports |
| 0.75 | 0.75 | | 0.75 | 0.75 |
| 114 | 156 | 2.00 | 86 | 127 |
| 104 | 144 | 2.10 | 77 | 115 |
| 94 | 133 | 2.20 | 69 | 105 |
| 87 | 121 | 2.30 | 59 | 96 |
| 79 | 110 | 2.40 | 52 | 87 |
| 71 | 101 | 2.50 | 45 | 80 |
| 63 | 92 | 2.60 | 40 | 74 |
| 57 | 85 | 2.70 | 35 | 69 |
| 51 | 79 | 2.80 | 31 | 64 |
| | 74 | 2.90 | | 59 |
| | 69 | 3.00 | | 56 |

**BUREAU
VERITAS**

TEST REPORT

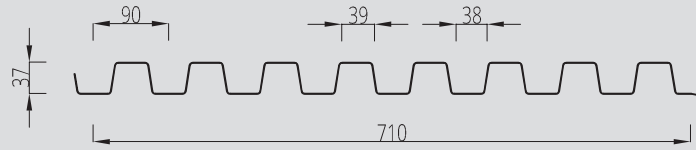
N° 2643717/1A

Bending tests according to NF P 34-503 of November 1995

Professional rules for the manufacture and installation of metal cladding of January 1981 - 2nd edition

Seismic validation:
Study report DCC/CLC-12_229_1
from CSTB dated
25/02/2023

RELIEF RANGE NANO 710®



REGISTERED
DESIGNS


30-YEAR
WARRANTY

FIRE : A1
IMPACT : Q4

TRADITIONAL
INSTALLATION
METHOD

MADE IN FRANCE

DWG, BIM,
SKETCHUP FILES
TO DOWNLOAD
ON OUR WEBSITE



Custom length

The RELIEF range panels are non-structural sheets according to NF EN 14782:2006 standard and Professional Recommendations RAGE Cladding July 2014, not intended to receive PPE anchoring devices according to EN 795 standard or lifeline systems.

NANO® 710 PROFILE

| Material | Thickness (mm) | Weight (kg/m ²) |
|-----------------------------|----------------|-----------------------------|
| Steel S280 GD + Z275 | 0.75 | 10.12 |

Seismic validation:
Study report DCC/CLC-12_229_1
from CSTB dated 25/02/2013

| | |
|--------------------|-----------------------|
| Other coating | Upon request |
| Hot dip Galvanized | NF EN 10346 |
| Polyester 35μ THD | Coil coating EN 10169 |
| Polyurethane 50μ | Coil coating EN 10169 |
| Powder-coating 60μ | |
| Other coating | Upon request |



Discover the colors
available in the
**ATELIERS 3S COLOR
CHART**

RELIEF RANGE

NANO 710®

TABLE OF ALLOWABLE LOADS IN daN/m² BASED ON USAGE SPANS

Deflection limit criterion taken into account : 1/150th according to professional recommendations (RAGE) under wind load calculated according to EN 1991-1-4

| POSITIVE | | Span (m) | SUCTION | |
|------------|------------|-------------|------------|------------|
| 2 supports | 3 supports | | 2 supports | 3 supports |
| 0.75 | 0.75 | m | 0.75 | 0.75 |
| 1790 | 1206 | 1,00 | 1789 | 1206 |
| 1243 | 914 | 1,20 | 1242 | 914 |
| 913 | 718 | 1,40 | 913 | 718 |
| 672 | 580 | 1,60 | 675 | 580 |
| 474 | 479 | 1,80 | 476 | 479 |
| 346 | 402 | 2,00 | 348 | 402 |
| 261 | 343 | 2,20 | 262 | 343 |
| 201 | 296 | 2,40 | 202 | 296 |
| 159 | 258 | 2,60 | 159 | 258 |
| 127 | 227 | 2,80 | 128 | 227 |
| 104 | 199 | 3,00 | 104 | 199 |

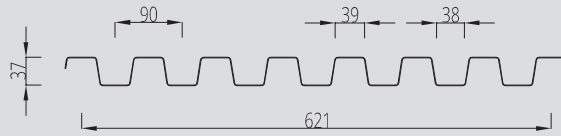


Calculations according to Eurocode III Part 1.3

| CALCULATION VALUES | | | SYMBOL | UNITS | THICKNESS mm |
|----------------------------|---------------------------|-----------------|-----------------|----------------------|-----------------|
| | | | | | 0.75 |
| POSITIVE | Moments of inertia | Minimum | $I_{eff, min}$ | cm ⁴ / ml | 25.3 |
| | | Maximum | $I_{eff, max}$ | cm ⁴ / ml | 26.4 |
| | Resistant bending moments | in span | $M_{t, Rd}$ | m.daN/ml | 335.5 |
| | | on support | $M_{a, Rd}$ | m.daN/ml | 335.4 |
| | Resistant shear force | | $V_{b, Rd}$ | daN/ml | 9625.7 |
| Resistant support reaction | edge | $R_{w, Rd, ex}$ | daN/ml | 1672.6 | |
| | intermediate | $R_{w, Rd, in}$ | daN/ml | 3345.1 | |
| SUCTION | Moments of inertia | minimum | $I'_{eff, min}$ | cm ⁴ / ml | 25.5 |
| | | maximum | $I'_{eff, max}$ | cm ⁴ / ml | 26.4 |
| | Resistant bending moments | in span | $M'_{t, Rd}$ | m.daN/ml | 335.4 |
| | | on support | $M'_{a, Rd}$ | m.daN/ml | 335.5 |
| Resistant shear force | | $V'_{b, Rd}$ | daN/ml | 9625.7 | |

RELIEF RANGE

ROOFING NANO 621®



REGISTERED
DESIGNS


30-YEAR
WARRANTY

FIRE : A1
IMPACT : Q4

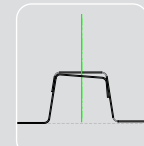
TRADITIONAL
INSTALLATION
METHOD

MADE IN FRANCE

DWG, BIM,
SKETCHUP FILES
TO DOWNLOAD
ON OUR WEBSITE



Custom length



Detail of the overlap



Discover the colors
available in the
**ATELIERS 3S COLOR
CHART**

Nano Roofing is a non-structural sheet according to NF EN 14782:2006 standard, in accordance with DTU 40.35 (NF P 34-205-1:1997), not intended to receive PPE anchoring devices according to EN 795 standard or lifeline.

NANO C 621 ROOFING PROFILE

| Material | Thickness (mm) | Weight (kg/m ²) |
|----------------------|----------------|-----------------------------|
| Steel S280 GD + Z275 | 0.75 | 10.26 |

| | |
|--------------------|-----------------------|
| Other coating | Upon request |
| Hot dip Galvanized | NF EN 10346 |
| Polyester 35μ THD | Coil coating EN 10169 |
| Polyurethane 50μ | Coil coating EN 10169 |
| Powder-coating 60μ | |
| Other coating | Upon request |



EUROCODE SPAN TABLES

COMPLIANT WITH NF DTU 40.35

| Load kN/m ² | Span | | | | | |
|---------------------------|-----------------------|----------------|-----------------------|----------------|-------------------------------|----------------|
| | Profile on 2 supports | | Profile on 3 supports | | Profile on 4 or more supports | |
| | Descending loads | Ascending load | Descending loads | Ascending load | Descending loads | Ascending load |
| 0,50 | 2,85 | 3,75 | 3,60 | 3,60 | 3,55 | 3,60 |
| 0,75 | 2,55 | 3,75 | 3,45 | 3,60 | 3,20 | 3,60 |
| 1,00 | 2,35 | 3,75 | 3,20 | 3,60 | 2,90 | 3,60 |
| 1,25 | 2,20 | 3,60 | 2,95 | 3,25 | 2,70 | 3,55 |
| 1,50 | 2,05 | 3,25 | 2,80 | 2,90 | 2,55 | 3,15 |
| 1,75 | 1,95 | 3,00 | 2,65 | 2,65 | 2,45 | 2,90 |
| 2,00 | 1,90 | 2,80 | 2,45 | 2,45 | 2,35 | 2,65 |
| 2,25 | 1,80 | 2,65 | 2,30 | 2,30 | 2,25 | 2,45 |
| 2,50 | 1,75 | 2,50 | 2,15 | 2,15 | 2,20 | 2,30 |